

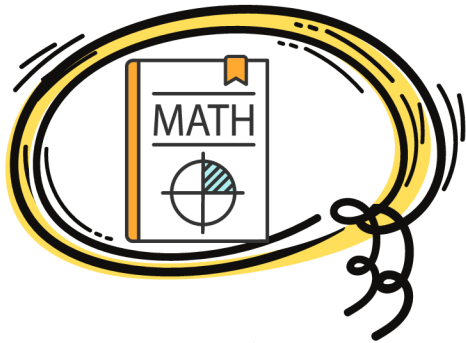



Making the 'I am Special' Headband.


You will need:

- Glue stick
- Scissors
- Card or paper (length of child's head circumference)



Ask your child to choose the images to celebrate their individuality.

Help your child cut around the shapes. Take a glue stick and stick the cut outs onto the strip of paper.



Here are some blank shapes, fill these in with any specific words and drawings your child would like to include. Help your child cut around the shapes. Take a glue stick and stick the cut outs onto the strip of paper.